

Treatment/Plaster Chairs



PL01E/H, PL02E/H

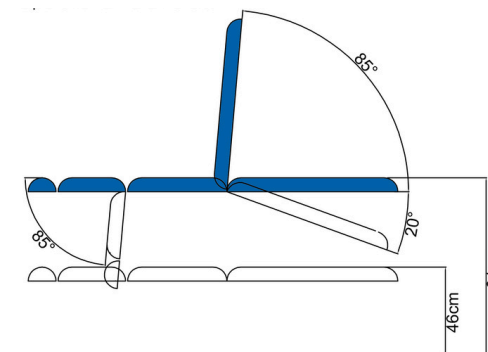
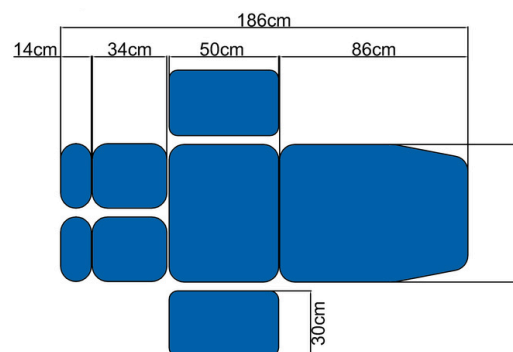
The Medi-Plinth Treatment/Plaster Chair offers a variable-height, ergonomically designed solution ideal for general examinations. Equipped with two fully adjustable tables and the option for a split-leg design, it also doubles as a three-section examination couch.

Available with either an electric mechanism or a hydraulic mechanism, the chair ensures stable performance across a diverse patient base. It features gas spring-assisted back and leg section movement, retractable rubber castors, and an adjustable foot to maintain stability on uneven floors.

The upholstery is MRSA-resistant, antibacterial, and fire-retardant, with an extra-low entry height to support wheelchair transfers.

Manufactured in the UK to CE certification standards.

Code	Mechanism	SWL	Surface	Footrest Adj	Backrest Adj
PL01E	Electric	260kg	186 x 63 cm	-85°	-20° to +85°
PL01H	Hydraulic	225kg	186 x 63 cm	-85°	-20° to +85°
PL02E	Electric	260kg	186 x 63 cm	-85°	-20° to +85°
PL02H	Hydraulic	225kg	186 x 63 cm	-85°	-20° to +85°




Accessories	Code
Footswitch	FO01
Extra Wide Upholstery (75cm)	EW1
Breathing Hole	BR02
Foot Protection Cover	FP01
Detachable Head Rest	DHR01
Adjustable Arm Rests	DE01
Tilting Seat	EB02
Electric Backrest	EB01
Paper Roll Holder	PR01



14 Standard Colours



BEIGE



CITRUS GREEN




APPLE MINT



CANDY




RASPBERRY CRUSH



DAMSON



PILLAR BOX RED




WHITE



ASH GREY



GUN METAL GREY




BLACK



DARK BLUE



MID BLUE



SKY BLUE