

2 & 3 Section Plinths



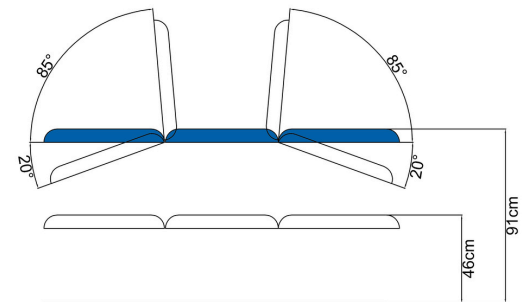
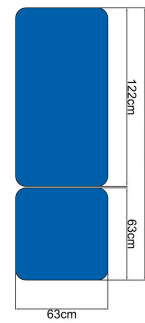
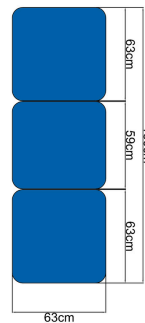
E2/E3 & BA02/BA03

The Medi-Plinth Ensignia & 2 & 3 Section ranges are designed to meet the highest standards of clinical performance, combining robust engineering with practical functionality for long-term reliability. Built around industry-leading Linak “High Reliability” actuators, these models ensure smooth and consistent movement under heavy loads, making them a dependable choice for busy NHS and private healthcare environments.

The electric lifting system offers exceptional stability while the hydraulic option delivers the same solid stability making it a versatile alternative where electrical operation may not be required. The handset control on electric versions allows clinicians to make rapid, precise adjustments without interrupting patient care. It includes gas-spring-assisted back and foot sections for intuitive positioning, retractable rubber castors and an adjustable foot to maintain stability on uneven floors.

A standard paper roll holder is included for streamlined patient preparation and infection control. Manufactured in the UK and CE Marked.

Code	Mechanism	SWL	Surface	Footrest Adj	Backrest Adj
E2	Electric	260kg	186 x 63 cm	-20° to +85°	-20° to +85°
E3	Electric	260kg	186 x 63 cm	-20° to +85°	-20° to +85°
BA02E	Electric	260kg	186 x 63 cm	-20° to +85°	-20° to +85°
BA03E	Electric	260kg	186 x 63 cm	-20° to +85°	-20° to +85°
BA02H	Hydraulic	225kg	186 x 63 cm	-20° to +85°	-20° to +85°
BA03H	Hydraulic	225kg	186 x 63 cm	-20° to +85°	-20° to +85°



Accessories	Code
Extra Wide Upholstery (75cm)	EW1
Transport Castors (standard on Ensignia Couches)	CA01
Breathing Hole & Bung	BR02
Cotsides (BA02/3 Only painted, chrome or padded)	
Foot Protection Cover	FP01
Detachable Head Rest	DHR01
Electric Backrest (BA02/3 Only)	+EB01
Tilting Seat (BA03E Only)	+EB02
Electric Foot (BA03E Only)	+EB03
Positioning Wedge Set	WEDGESET



14 Standard Colours



BEIGE



CITRUS GREEN



APPLE MINT



CANDY




RASPBERRY CRUSH



DAMSON



PILLAR BOX RED




WHITE



ASH GREY



GUN METAL GREY




BLACK



DARK BLUE



MID BLUE



SKY BLUE