

# Column Medical Chairs



## MED04EC, MED04ECT

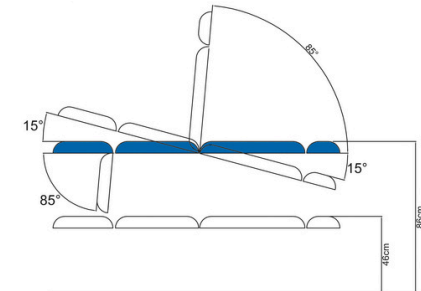
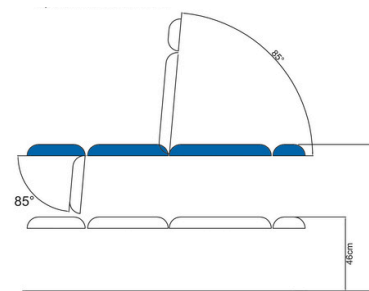
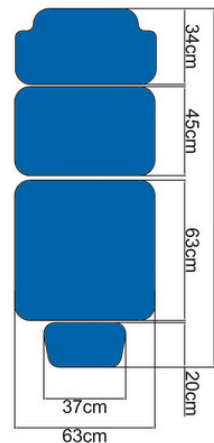
The Medi-Plinth Single Column Medical Chair offers all the functionality of a traditional exam chair within a compact, space-saving design ideal for clinics or consultation rooms where space is at a premium. The electrically operated mechanism (also available in a tilting seat version) delivers a stable and smooth adjustment range.

Built with a hygienic, easy-to-clean design, this chair features a concealed base cover, retractable rubber castors, and an adjustable foot for working on uneven surfaces.

A gas-assisted backrest and foot section come as standard, along with an adjustable padded headrest. Its extra-low entry height facilitates safe wheelchair transfers and helps reduce patient handling risks.

It is manufactured in the UK, CE-marked for regulatory compliance, and backed by a 7-year structural warranty and 3-year moving parts warranty.

| Code     | Mechanism | SWL   | Surface     | Footrest Adj | Backrest Adj |
|----------|-----------|-------|-------------|--------------|--------------|
| MEC04EC  | Electric  | 190kg | 169 x 63 cm | -85°         | 85°          |
| MEC04ECT | Electric  | 190kg | 169 x 63 cm | -85°         | 85°          |



| Accessories                  | Code                            |
|------------------------------|---------------------------------|
| Footswitch                   | FO01 or FO02 (model permitting) |
| Extra Wide Upholstery (75cm) | EW1                             |
| Plaster Tables               | AR01                            |
| Foot Protection Cover        | FP01                            |
| Phlebotomy Arms              | PHL2-P                          |
| Adjustable Arm Rests         | DE01                            |




Find our products on the NHS Supply Chain Catalogue

## 14 Standard Colours



BEIGE



CITRUS GREEN



APPLE MINT



CANDY




RASPBERRY CRUSH



DAMSON



PILLAR BOX RED




WHITE



ASH GREY



GUN METAL GREY




BLACK



DARK BLUE



MID BLUE



SKY BLUE