


Echocardiography Plinths



ECG03E/ECG03T

The Medi-Plinth Echocardiography Plinth is purpose-designed to optimize clinician access and patient comfort during ultrasonographic cardiac procedures.

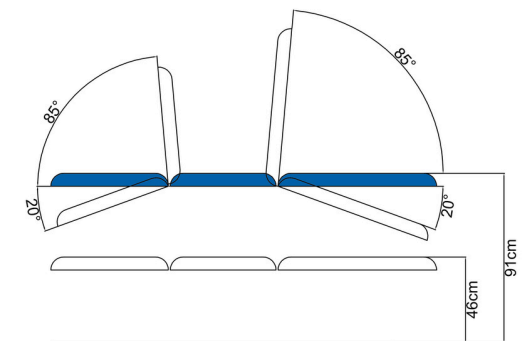
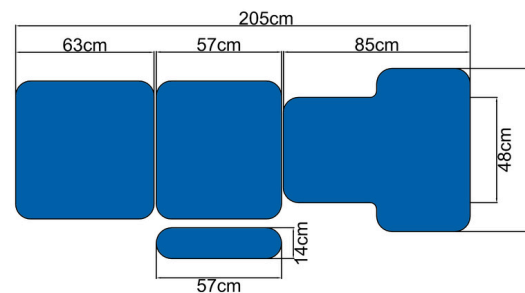
An extended mid-section allows for comfortable patient seating or lateral positioning, while contoured backrest cut-outs improve scan access across the chest.

Padded support handles are positioned to give patients confidence when lying near the edge of the plinth.

Available in electric and electric-tilting configurations, the electric version supports up to 260 kg, with Trendelenburg tilt offered as an optional enhancement.

The platform includes retractable rubber castors, an adjustable foot for uneven flooring, gas-spring-assisted back and foot sections, and an exceptionally low entry height, facilitating safe transfers from wheelchairs.

Code	Mechanism	SWL	Surface	Footrest Adj	Backrest Adj
ECG03E	Electric	260kg	205 x 74 cm	-20° to +85°	-20° to +85°
ECG03T	Electric	260kg	205 x 74 cm	-20° to +85°	-20° to +85°




Accessories	Code
Footswitch	FO01 or FO02 (model permitting)
Extra Wide Upholstery (75cm)	EW1
Breathing Hole	BR02
Foot Protection Cover	FP01



14 Standard Colours



BEIGE



CITRUS GREEN




APPLE MINT



CANDY




RASPBERRY CRUSH



DAMSON



PILLAR BOX RED




WHITE



ASH GREY



GUN METAL GREY




BLACK



DARK BLUE



MID BLUE



SKY BLUE