

Outpatient Plinths



OP02E/H, OP03E/H

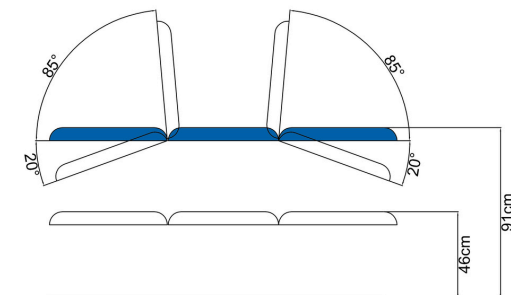
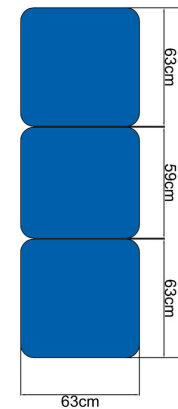
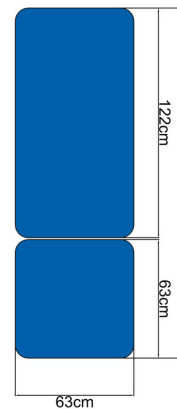
The Medi-Plinth Outpatients Plinth offers adaptable functionality by combining treatment convenience with internal transport capabilities within busy outpatient departments. Built with chrome cot sides as standard, it enhances patient safety while supporting efficient workflows.

Users can choose between an electric version supporting a safe working load of 260 kg—or a hydraulic alternative rated at 225 kg. Both provide seamless movement via individually braked 100mm castors ensuring smooth repositioning and secure stability during use. The electric variant also includes battery operation for uninterrupted usage.

Designed to support infection control, the plinth features MRSA-resistant, antibacterial, and fire-retardant upholstery supplied in 14 standard vinyl colours, with an option to upgrade to a wider 750mm surface for enhanced accessibility.

Every unit is CE-marked and manufactured in the UK, backed by a comprehensive warranty, 7 years on the frame and 3 years on moving parts.

Code	Mechanism	SWL	Surface	Footrest Adj	Backrest Adj
OP02E	Electric	260kg	186 x 63 cm	N/a	-20° to +85°
OP02H	Hydraulic	225kg	186 x 63 cm	N/a	-20° to +85°
OP03E	Electric	260kg	186 x 63 cm	-20° to +85°	-20° to +85°
OP03H	Hydraulic	225kg	186 x 63 cm	-20° to +85°	-20° to +85°



Accessories	Code
Footswitch	FO01
Extra Wide Upholstery (75cm)	EW1
Breathing Hole	BR02
Detachable Headrest	DHR01
Electric Foot	EB03
Electric Backrest	EB01
IV Pole Attachment	DP01



Find our products on the NHS Supply Chain Catalogue

14 Standard Colours



BEIGE



CITRUS GREEN



APPLE MINT



CANDY




RASPBERRY CRUSH



DAMSON



PILLAR BOX RED




WHITE



ASH GREY



GUN METAL GREY




BLACK



DARK BLUE



MID BLUE



SKY BLUE